

Product Features

- 1. DIP Switch: 3 different Power and 3500K/4000K/5000K CCT tunable.
- 2. Smooth and comfortable light, no glare, no flicker.
- 3. High lighting efficiency:> 150lm/w .
- 4. Ra>80, PF>0.95, THD<15%.
- 5. White high-strength aluminum frame, seamlessly.
- 6. High quality 0-10V dimming isolated driver. High driver efficiency:>90%.
- 7. Smart options for bi-level dimming, motion and occupancy sensor and emergency functions.
- 8. Convenient access to retrofit. Ideal for office, retail and other architectural spaces.
- 9. ETL and DLC premium certified.
- 10. Five years' warranty

Specification

Mode	Size	Power	Input Voltage	Dimmable	PF	Light Efficacy	Ra	CCT
BPL-22-40W-L-H	2X2	30-35-40W	AC100-277V	0-10V	>0.9	150lm/w	80	3500K/4000K/5000K
BPL-24-40W-L-H	1X4	30-35-40W	AC100-277V	0-10V	>0.9	150lm/w	80	3500K/4000K/5000K
BPL-24-50W-L-H	2X4	30-35-40W	AC100-277V	0-10V	>0.9	150lm/w	80	3500K/4000K/5000K



CCT Tunable



2x2 or 1x4
Watt Tunable



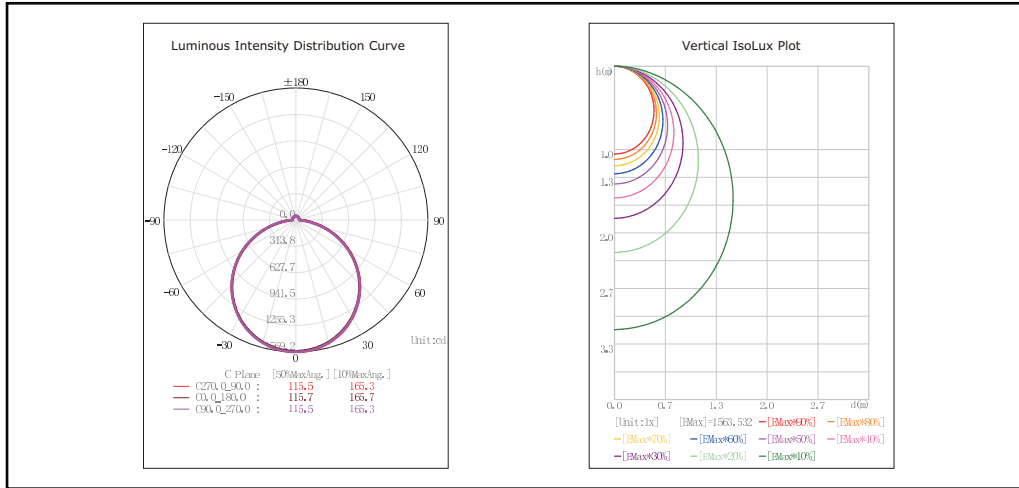
2x4
Watt Tunable



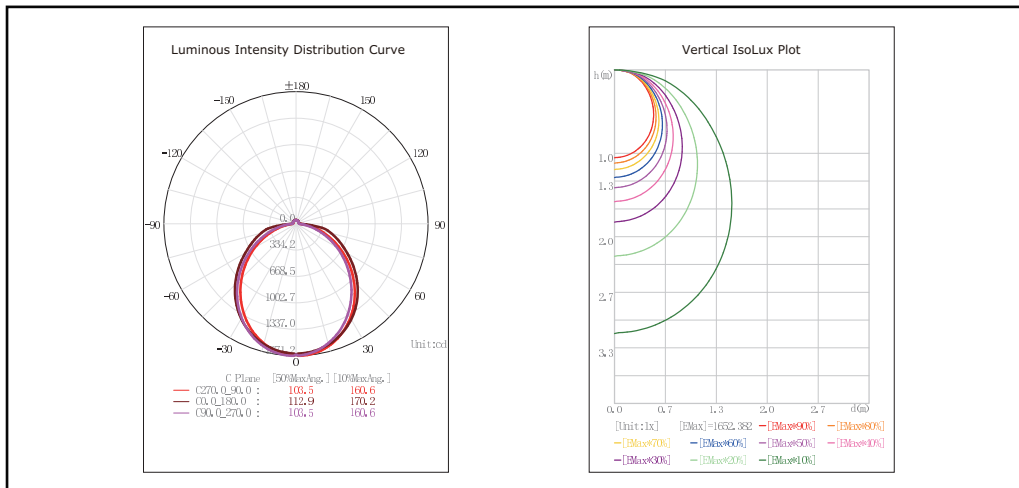
- 30W 3500K
- 30W 4000K
- 30W 5000K
- 35W 3500K
- 35W 4000K
- 35W 5000K
- 40W 3500K
- 40W 4000K
- 40W 5000K

Testing Report

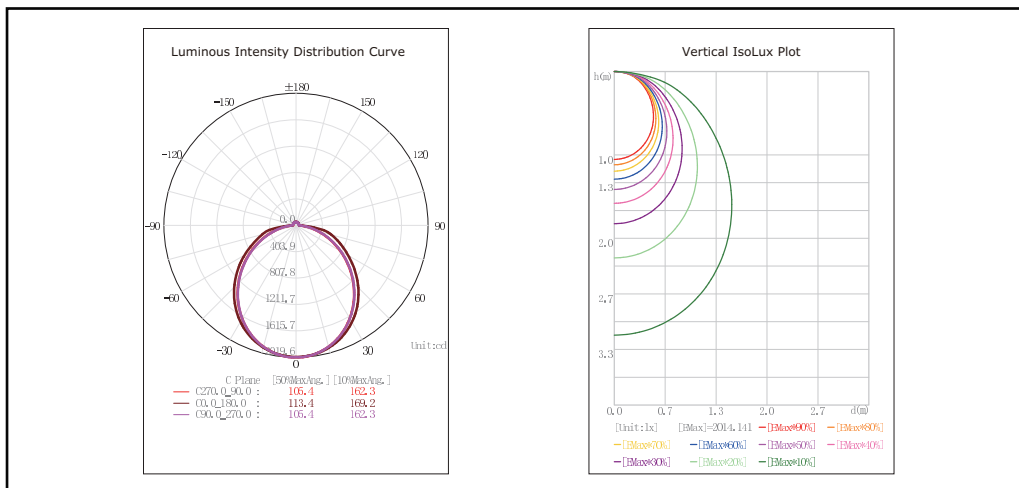
2X2 LUMINOUS INTENSITY DISTRIBUTION DIAGRAM



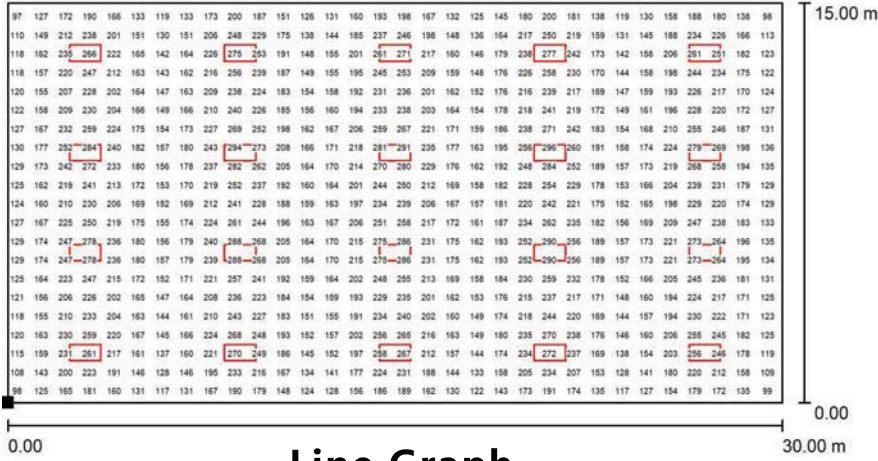
1X4 LUMINOUS INTENSITY DISTRIBUTION DIAGRAM




2X4 LUMINOUS INTENSITY DISTRIBUTION DIAGRAM



Simulation chart

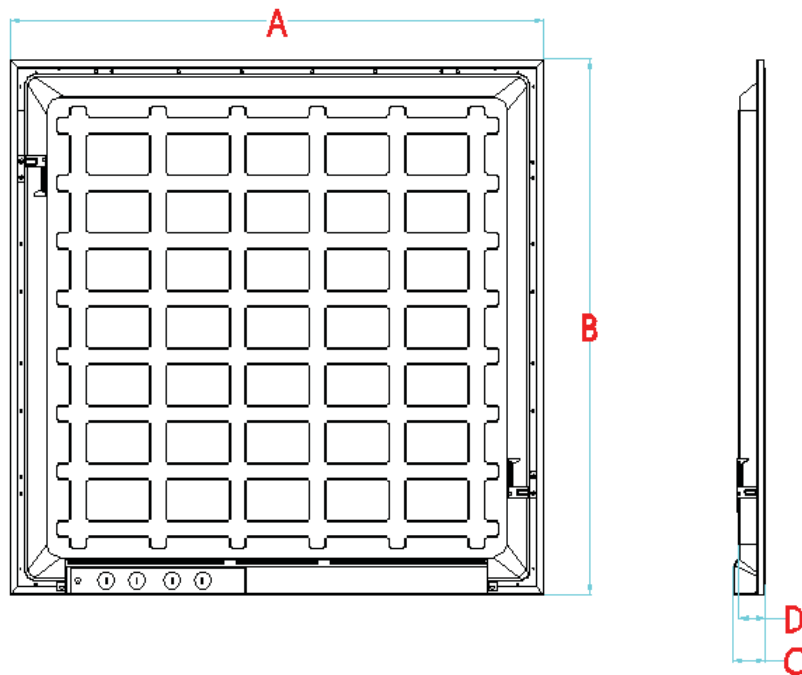


Line Graph



Thermal Imaging

Product Dimension



Mode	size	A (inch)(mm)	B (inch)(mm)	C (inch)(mm)	D (inch)(mm)
BPL-22-40W-L-H	2x2 FT	23.74" (603mm)	23.74" (603mm)	1.5" (38mm)	1.18" (30mm)
BPL-14-40W-L-H	1x4 FT	47.76" (1213mm)	11.93" (303mm)	1.5" (38mm)	1.18" (30mm)
BPL-24-50W-L-H	2x4 FT	23.74" (603mm)	47.76" (1213mm)	1.5" (38mm)	1.18" (30mm)